


X 38

X 4




X 27



X 11



X 15



X 28



X 43



X 14



X 31



X 13




X 30




X 16




X 44



X 42



X 1




X 4



X 34

X 39




X 25



X 12



X 17




X 2




X 3



X 6




X 5



X 26



X 18



X 8




X 45




X 7



X 23



X 10



X 24



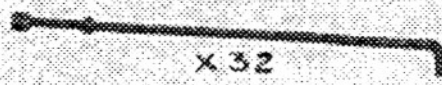
X 25



X 21



X 9



X 32

X 36



X 22



X 17



X 35



X 33

X 19

X 37

X 40

X 20

Ref. No.	DESCRIPTION	6 FOOT		8 FOOT		10 FOOT	
		Casting No.	Price	Casting No.	Price	Casting No.	Price
X 1	Main Casting.....	594	\$6.00	594	\$6.00	594	\$6.00
X 2	Gear.....	578	1.75	578	1.75	578	1.75
X 3	Pinion.....	579	.50	579	.50	579	.50
X 4	Vane Hinge.....	595	1.50	595	1.50	595	1.50
X 5	Spider.....	762	1.25	102	1.25	102	1.25
X 6	Brake.....	1312	.50	1023	.75	1023	.75
X 7	Brake Lever.....	251	.45	251	.45	251	.45
X 8	Gear Shield.....	1199	.30	1199	.30	1199	.30
X 9	Nose Piece.....	768	.30	148	.30	148	.30
X10	Spring Arm.....	600	.50	600	.50	600	.50
X11	Pitman.....	601	.30	601	.30	601	.30
X12	Pitman Box Cap.....	602	.20	602	.20	602	.20
X12	Walking Beam, } each.....	599	.30	599	.30	599	.30
X14	Bracket Cap, left.....	597	.60	597	.60	597	.60
X15	Bracket Cap, right.....	598	.60	598	.60	598	.60
X16	Mast Clamp.....	613	.20	613	.20	613	.20
X17	Sheave.....	434	.15	434	.15	434	.15
X18	Sheave Case.....	596	.60	596	.60	596	.60
X19	Plunger Head.....	1139	.20	1139	.20	1139	.20
X20	Swivel Head.....	1140	.25	1140	.25	1140	.25
X21	Plunger Guide, }.....	1141	.20	1141	.20	1141	.20
X22	Plunger Guide, }.....	1142	.20	1142	.20	1142	.20
X23	Plunger Swivel.....	993	.20	993	.20	993	.20
	Pump Connection.....	76	.25	76	.25	76	.25
	Double Pump Rod Guide.....	1122	.40	1122	.40	1122	.40
X24	Chair, 4-Post Steel Tower.....	1021	2.50	1021	2.50	1021	2.50
X25	Step Plate, 4-Post Steel Tower.....	1138	.40	1138	.40	1138	.40
X26	Chair, 3-Post Steel Tower.....	A526	2.50	A526	2.50	A526	2.50
X27	Step Plate, 3-Post Steel Tower.....	{ 1083 } { 1138 }	1.25	{ 1083 } { 1138 }	1.25	{ 1083 } { 1138 }	1.25
X28	Main Shaft.....		2.00		2.00		2.00
X29	Crank Shaft.....		2.00		2.00		2.00
X30	Rocker Arm Pin.....		.20		.20		.20
X31	Pitman Pin, each.....		.15		.15		.15
X32	Brake Rod.....		.35		.35		.35
X33	Brake Links, each.....		.15		.15		.15
X31	Vane Hinge Bolt.....		.20		.20		.20
X35	Bumper Springs.....		.25		.25		.25
X36	Vane Spring.....		1.25		1.25		1.25
X37	Plunger Rod, with Castings.....		.70		.70		1.00
X38	Pull Out Rod.....		.15		.15		.15
X39	Pull Out Chain.....		.50		.50		.50
X40	Mast Pipe.....		2.25		2.25		2.25
X41	Malleable Swivel.....		.15		.15		.15
X42	Babbitt Box, long.....		1.00		1.00		1.00
X43	Babbitt Box, short.....		.75		.75		.75
X42	Graphite Box, long.....		1.75		1.75		1.75
X43	Graphite Box, short.....		1.25		1.25		1.25
X44	Wood Pitman Box.....		.25		.25		.25
X45	Spring Arm Chain.....		.30		.30		.30
	Wheel Arm, each.....		.60		.80		1.00
	Wheel Slats each.....		.30		.40		.60
	Wheel Sections, each.....		2.00		2.50		3.25
	Steel Vane Sheet and Stem.....		5.00		5.75		8.00
	Steel Vane Stem.....		1.75		2.00		2.40

ABOVE: Repair parts for the 6-, 8-, and 10-foot X-Ray windmills.